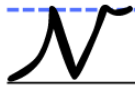
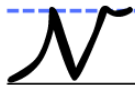
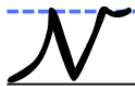
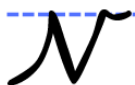



Name: \_\_\_\_\_

Class: \_\_\_\_\_

## Cursive handwriting Practice:

Practice to write the lowercase letter 'v' in cursive.

A cursive lowercase letter 'v' is written on a set of handwriting lines. The letter starts at the bottom line, goes up to the middle dashed line, then down to the bottom line, and finally up to the top dashed line. The lines are red dashed (top and bottom), blue dashed (middle), and a solid black (bottom).A cursive lowercase letter 'v' is written on a set of handwriting lines. The letter starts at the bottom line, goes up to the middle dashed line, then down to the bottom line, and finally up to the top dashed line. The lines are red dashed (top and bottom), blue dashed (middle), and a solid black (bottom).A cursive lowercase letter 'v' is written on a set of handwriting lines. The letter starts at the bottom line, goes up to the middle dashed line, then down to the bottom line, and finally up to the top dashed line. The lines are red dashed (top and bottom), blue dashed (middle), and a solid black (bottom).A cursive lowercase letter 'v' is written on a set of handwriting lines. The letter starts at the bottom line, goes up to the middle dashed line, then down to the bottom line, and finally up to the top dashed line. The lines are red dashed (top and bottom), blue dashed (middle), and a solid black (bottom).A cursive lowercase letter 'v' is written on a set of handwriting lines. The letter starts at the bottom line, goes up to the middle dashed line, then down to the bottom line, and finally up to the top dashed line. The lines are red dashed (top and bottom), blue dashed (middle), and a solid black (bottom).